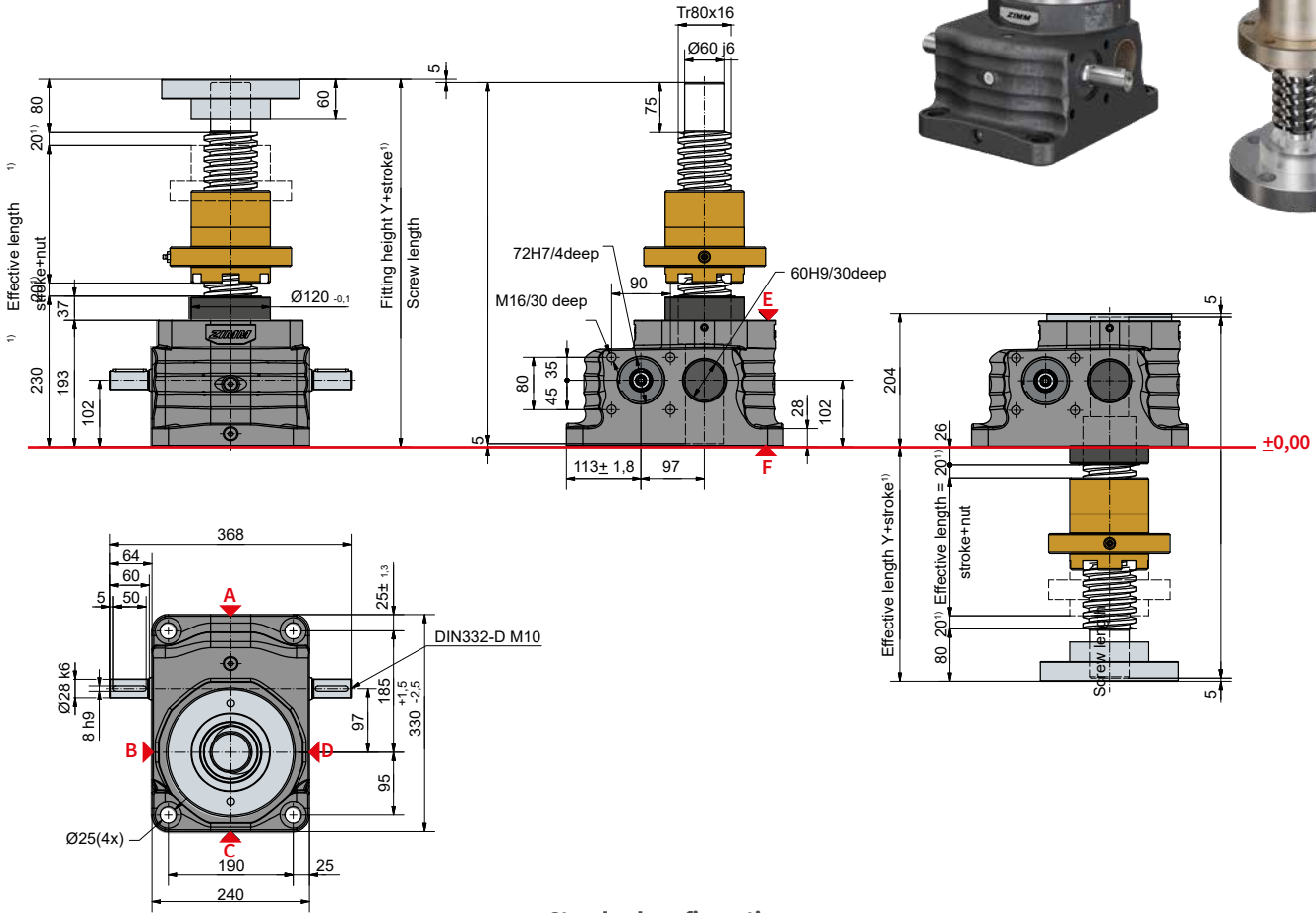


**250 kN**  
**ZE-250-R** | rotating screw



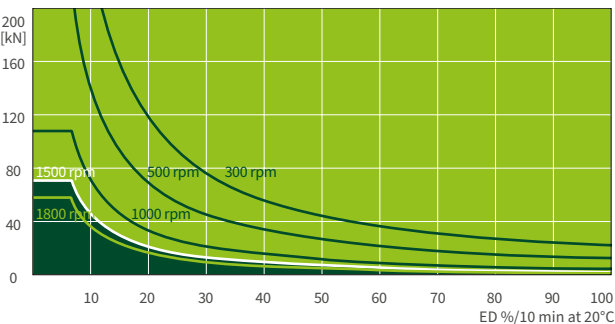
**Standard configuration**

Code	Gearbox (series)	Size	Version (variant)	Ratio	Screw	Stroke per drive shaft rotation
ZE-250-RN	ZE	250	R (rotating screw)	N (normal) 10,66:1	Tr 80x16	1,50 mm
ZE-250-RL				L (low) 32:1		0,50 mm

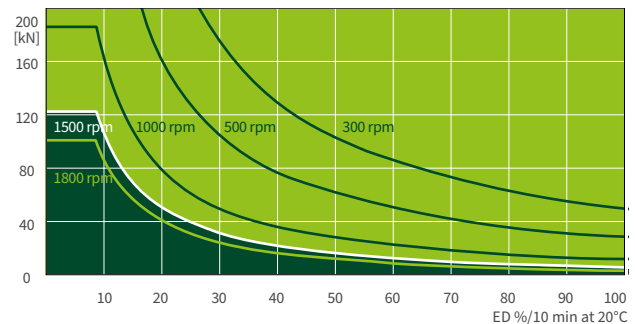
**250 kN**

**Duty cycle thermal limit**

**Ratio „N“ (10,66:1)**



**Ratio „L“ (32:1)**



These curves are for guidance under standard industrial conditions (ambient temperature 20°C etc.) and correct maintenance (lubrication etc.). They are based on the ZIMM standard trapezoidal thread Tr 80x1. The operation cycles can be many times longer, when using ball screws.