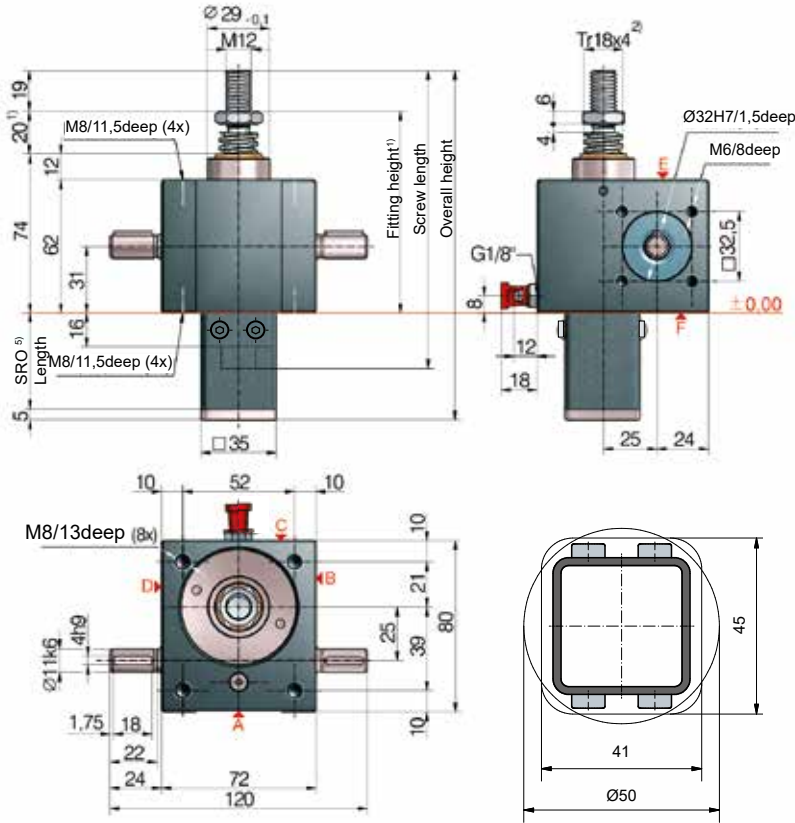


5 kN
GSZ-5-S | translating screw



Opening for protective tube square and round

5) Protective tube length SRO with Tr 18x4-Screw

Without escape/rotation protection	46 + stroke
Escape/rotation protection	61 + stroke
Rotation protection, with limit switch set ESSET	119 + stroke
Rotation protection and ESSET and KAR	140 + stroke

*Hinged bearing plate KAR, fitted on face F (below).

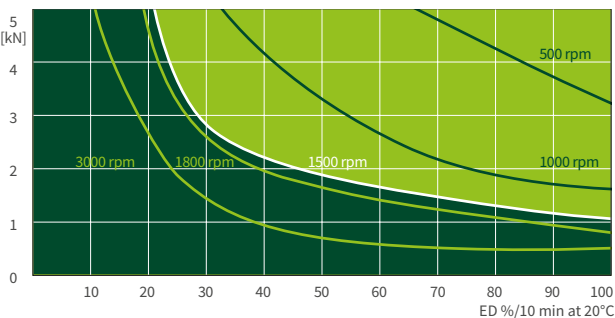
Standard configuration

Code	Gearbox (series)	Size	Version (variant)	Ratio	Screw	Stroke per drive shaft rotation
GSZ-5-SN	GSZ	5	S (translating screw)	N (normal) 4:1	Tr 18x4	1,00 mm
GSZ-5-SL				L (low) 16:1		0,25 mm

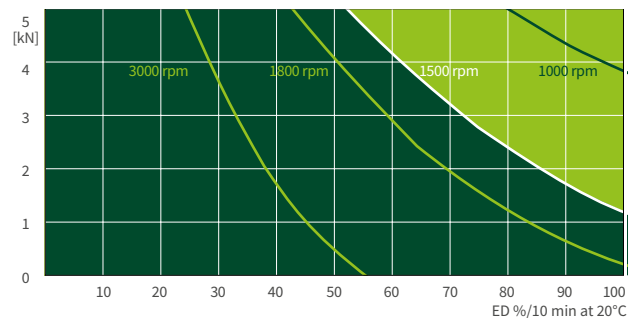
5 kN

Duty cycle thermal limit (S + R)

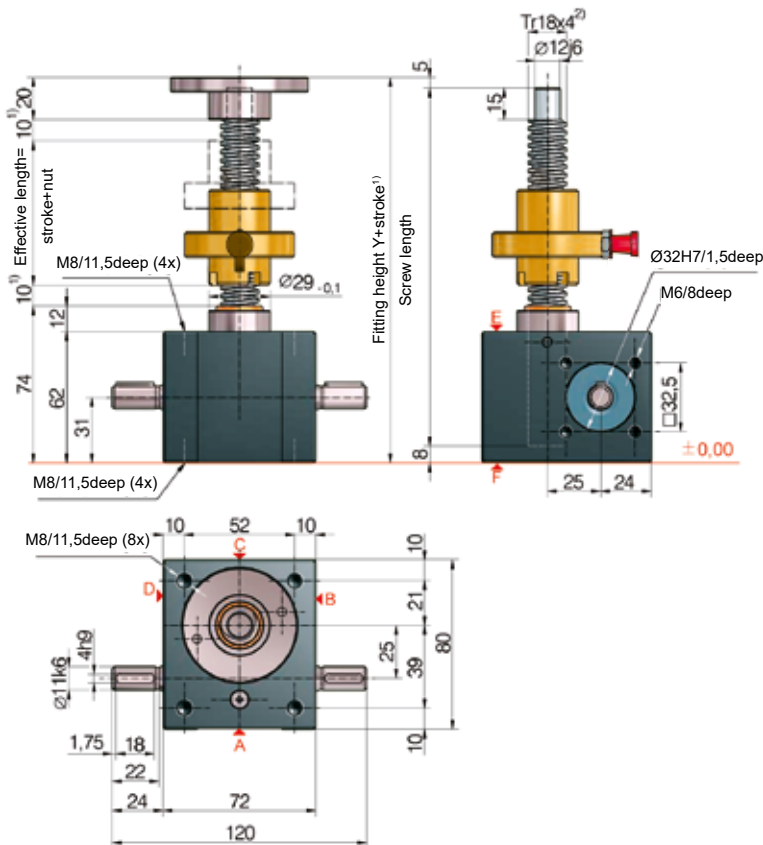
Ratio „N“ (4:1)



Ratio „L“ (16:1)



These curves are for guidance under standard industrial conditions (ambient temperature 20°C etc.) and correct maintenance (lubrication etc.). They are based on the ZIMM standard trapezoidal thread Tr 18x4. With the use of a ball screw, the operation cycles can be many times longer.



Standard configuration

Code	Gearbox (series)	Size	Version (variant)	Ratio	Screw	Stroke per drive shaft rotation
GSZ-5-RN	GSZ	5	R (rotating screw)	N (normal) 4:1	Tr 18x4	1,00 mm
GSZ-5-RL				L (low) 16:1		0,25 mm

Technical data series GSZ-5-S / GSZ-5-R

max. compressive/tensile force, static:	5 kN (0,5 t)
max. compressive/tensile force, dyn.:	see duty cycle curves
Input speed:	1500 rpm / max. 3000 rpm (depending on the load and duty cycle)
Screw size standard:	Tr 18x4 ²⁾
Gear ratio:	4:1 (N) / 16:1 (L)
Housing material:	aluminium, corrosion-resistant
Worm shaft:	steel, case-hardened, ground
Weight of screw jack body:	1,2 kg
Weight of screw/m:	1,58 kg
Gearbox lubrication:	synthetic gear oil
Screw lubrication:	grease lubrication
Gearbox operating temperature:	max. 60°C, higher on request
Moment of inertia:	N: 0,132 kg cm ² / L: 0,091 kg cm ²
Input torque (at 1500 rpm):	max. 4,7 Nm (N) / max. 1,5 Nm (L)
Drive-through torque:	max. 39 Nm
Drive torque MG (Nm):	F (kN) x 0,62 ^{3,4)} (N-Normal) F (kN) x 0,21 ^{3,4)} (L-Low)
Breakaway torque:	Drive torque M _G x 1,5

Make a plan to keep a safe distance of at least 10 mm between gearbox and nut or between nut and threaded end!

Detailed calculation of the fitting dimensions (bellows, screw, protective tube...) can be conveniently determined with our online configurator: www.zimm.com

Important information:

- 1) for bellows extension please check e.g. by online configurator.
- 2) Tr 18x4 is standard, also available: double-pitch, INOX, left-handed, increased screw Tr 20x4 (only for the R-Version)
- 3) factor includes efficiency, ratio and 30% safety
- 4) for a 4 mm screw pitch
- 5) to calculate the length of our protective tube length SRO simply use our online configurator: www.zimm.com