Clamp coupling KUZ-KK

Coupling with split shells

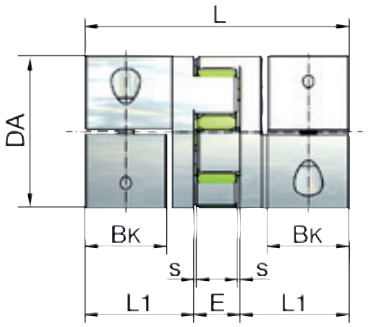

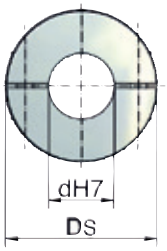

Dimensions

Size	Dimensions							Clamping screw		Moment of inertia	Torsional stiffness C_{tdyn}	Weight
	DA mm	DS mm	L mm	L1 mm	BK* mm	s mm	E mm	M 10,9	Tightening torque Nm	$10^{-3}kgm^2$"	Nm/rad	kg
KUZ-KK-16	32	32	54	21	15	1,5	12	M4	4	0,01	1375	0,1
KUZ-KK-24	42	44,5	66	25	17	1,5	16	M5	8	0,08	3700	0,2
KUZ-KK-32	56	57	98	40	30	2	18	M6	15	0,24	9917	0,55
KUZ-KK-35	67	68	114	47	35	2	20	M8	35	0,51	24417	0,9
KUZ-KK-45	82	85	134	55	40	2	24	M10	70	2,4	33667	1,6
KUZ-KK-60	102	105	156	65	50	2	26	M12	120	6	67667	2,7

**BK = shaft extension clamping length*

Technical data

Size	Elastomer star		Maximum transmittable torque of clamp hub depending on the bore diameter (clamp force)																	
	Rated torque Nm	max. torque Nm	Ø9 Nm	Ø11 Nm	Ø14 Nm	Ø16 Nm	Ø19 Nm	Ø20 Nm	Ø22 Nm	Ø24 Nm	Ø25 Nm	Ø28 Nm	Ø30 Nm	Ø32 Nm	Ø38 Nm	Ø40 Nm	Ø42 Nm	Ø45 Nm	Ø48 Nm	Ø55 Nm
KUZ-KK-16	16	32	21	26	33	37														
KUZ-KK-24	21	42	-	41	52	60	70	74	81	89	-	-	-	-	-	-	-	-	-	-
KUZ-KK-32	75	150	-	60	76	87	104	109	120	131	136	153	164	175	-	-	-	-	-	-
KUZ-KK-35	200	400	-	-	-	120	-	188	206	-	235	-	-	301	-	-	-	-	-	-
KUZ-KK-45	405	810	-	-	-	325	386	406	447	488	508	568	610	650	772	-	854	915	-	-
KUZ-KK-60	660	1350	-	-	-	-	-	-	-	-	570	638	-	730	866	914	960	1029	1097	1250

The max. torque is limited either by the star or by the clamping force

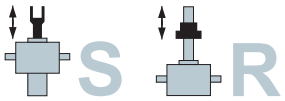

Clamp coupling KUZ-KK

Coupling with split shells

Standard bores „d“ mm

KUZ-KK-16:	8, 9, 10, 11, 12, 14, 15, 16
KUZ-KK-24:	9, 10, 11, 12, 14, 15, 16, 18, 19, 20, 22, 24
KUZ-KK-32:	10, 11, 12, 14, 15, 16, 18, 19, 20, 22, 24, 25, 28, 30, 32
KUZ-KK-35:	12, 15, 16, 18, 20, 22, 24, 25, 28, 30, 32, 35
KUZ-KK-45:	16, 19, 20, 22, 24, 25, 28, 30, 32, 35, 38, 40, 42, 45
KUZ-KK-60:	25, 28, 32, 38, 40, 42, 45, 48, 50, 55

Other diameters available on request
Keyway available on request



Coupling with split shells

Material:	High-tensile aluminium
Keyway:	None, stepless adjustment facility thanks to the clamp hub rather than a fitted drive key Keyway available on request
Insertion:	Split shells permit easy radial insertion
Other features:	High concentricity High clamping forces Low moment of inertia

Elastomer star

Material:	Polyurethane
Shore-hardness:	64D
Colour:	ZIMM green
Other features:	Permanently free of play, dampens vibration Temperature range: -20°C to +70°C reduced to -30°C, to +100°C (Mx0,55)

Permissible assembly errors

Size	A mm	R mm	ß
KUZ-KK-16	±1	0,08	1°
KUZ-KK-24	±2	0,08	1°
KUZ-KK-32	±2	0,1	1°
KUZ-KK-35	±2	0,15	1°
KUZ-KK-45	±2	0,12	1°
KUZ-KK-60	±2	0,14	1°

Figure “Potential assembly errors” see previous page.

Potential assembly errors (KUZ and KUZ-KK)

Assembly instruction	Axial displacement A	Axis offset R	Angular error ß
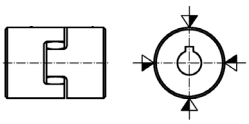 Check the angle and radial offset using straight edges in two planes	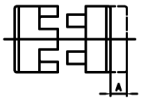 axial	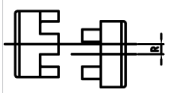 lateral	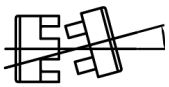 angular

Ordering example: **KUZ-KK-32-20/24**

Size
Bore 1st side
Bore 2nd side