single, DIN 808, Needle bearing version

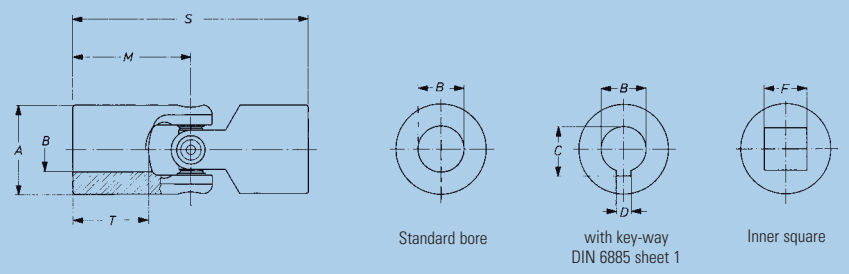

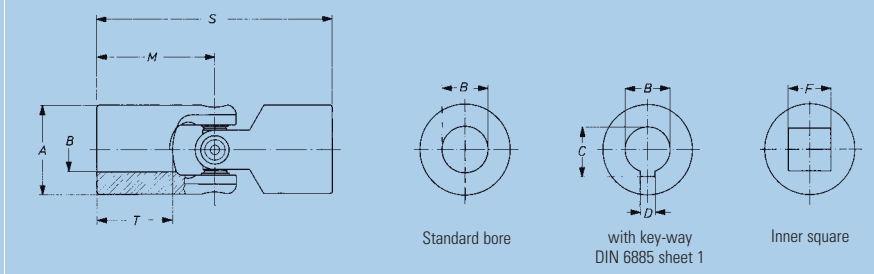

		Precision Cardan Shafts, Standard bore							Precision Cardan Shafts, Bore with key-way DIN 6885, Sheet 1						Precision Cardan Shafts, Inner square						
Order number		**0.616.400**	**0.620.400**	**0.625.400**	**0.632.400**	**0.640.400**	**0.650.400**	**0.663.400**	**0.616.403**	**0.620.403**	**0.625.403**	**0.632.403**	**0.640.403**	**0.650.403**	**0.663.403**	**0.616.404**	**0.620.404**	**0.625.404**	**0.632.404**	**0.640.404**	**0.650.404**	**0.663.404**
Md_{max}	Nm	6	15	20	40	80	120	250	6	15	20	40	80	120	250	6	15	20	40	80	120	250
Angle of deflection ß	°	45	45	45	45	45	45	45	45	45	45	45	45	45	45	45	45	45	45	45	45	45
Weight	kg	0,05	0,10	0,16	0,31	0,61	1,15	2,17	0,05	0,10	0,16	0,31	0,61	1,15	2,17	0,05	0,10	0,16	0,31	0,61	1,15	2,17
A	mm	16	20	25	32	40	50	63	16	20	25	32	40	50	63	16	20	25	32	40	50	63
$*B^{H7}$	mm	10	12	16	20	25	32	40	10	12	16	20	25	32	40	–	–	–	–	–	–	–
$*C^{+0,2}$	mm	–	–	–	–	–	–	–	11,4	13,8	18,3	22,8	28,3	35,3	43,3	–	–	–	–	–	–	–
$*D^{P9}$	mm	–	–	–	–	–	–	–	3	4	5	6	8	10	12	–	–	–	–	–	–	–
$*F^{H9}$	mm	–	–	–	–	–	–	–	–	–	–	–	–	–	–	8	10	12	16	20	25	32
M	mm	26	31	37	43	54	66	83	26	31	37	43	54	66	83	26	31	37	43	54	66	83
S	mm	52	62	74	86	108	132	166	52	62	74	86	108	132	166	52	62	74	86	108	132	166
T	mm	15	18	22	25	32	40	50	15	18	22	25	32	40	50	15	18	22	25	32	40	50

* = Customized bores, key-way and inner square dimensions possible
Md_{max} = Max. permissible torque
ß = Max. angle of deflection per joint
For application criteria and calculations refer to technical annex

0.600

■ Service Phone North America ■ +1 – 269/637 79 99
■ Service Phone Europe ■ +49 (0) 95 23 / 189-0
elso



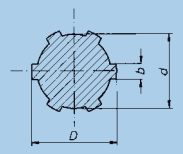

Spline Shafts DIN ISO 14

Material: C40 k, 1.0511 oder C45 k, 1.0503
Material: 35 S 20 k, 1.0726

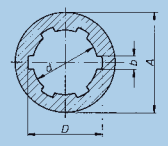

Spline Bore Hubs DIN ISO 14

Material: 11SMnPb 30 k, 1.0718

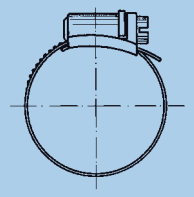

Material: steel, zinc-plated or stainless steel, corrosion- and acid-resistant

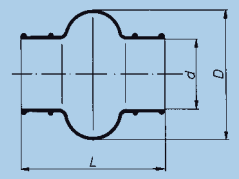

Material: neoprene; temperature-resistant up to 100 °C

Also available with Spigots

Spline Shafts DIN ISO 14

Order number		1.000.524.001	1.000.524.002	1.000.524.003	1.000.524.004	1.000.524.005	1.000.524.007	1.000.524.006
Designation		B 6 x 11 x 14	B 6 x 16 x 20	B 6 x 18 x 22	B 6 x 21 x 25	B 6 x 28 x 32	B 6 x 28 x 34	B 6 x 36 x 42
D	mm	14	20	22	25	32	34	42
d	mm	11	16	18	21	28	28	36
b	mm	3	4	5	5	7	7	8
Available in all lenghts up to	mm	3000	3000	3000	3000	500*	3000	500*

Material: C40 k, 1.0511 oder C45 k, 1.0503
*= Material: 35 S 20 k, 1.0726

Spline Bore Hubs DIN ISO 14

Order number		1.000.511.001	1.000.511.002	1.000.511.003	1.000.511.004	1.000.511.005	1.000.511.007	1.000.511.006
Designation		A 6 x 11 x 14	A 6 x 16 x 20	A 6 x 18 x 22	A 6 x 21 x 25	A 6 x 28 x 32	A 6 x 28 x 34	A 6 x 36 x 42
D	mm	14	20	22	25	32	34	42
d	mm	11	16	18	21	28	28	36
b	mm	3	4	5	5	7	7	8
A	mm	20	28	36	40	50	50	60
Lenght*	mm	50	60	70	70	80	60	100

*= max. grip lenght even
Material: 11SMnPb 30 k, 1.0718

Hose Clips, steel, zinc-plated

Order number		1.000.961.011	1.000.961.029	1.000.961.003	1.000.961.006	1.000.961.012	1.000.961.013	1.000.961.014	1.000.961.010
Joint-size		0.716/0.816/ 0.720/0.820	0.824/0.725/ 0.828	0.732/0.832/ 0.836	0.740/0.840/ 0.845	0.750/0.850/ 0.855	0.860/0.865	0.870	0.880
Clamping range	mm	12 – 20	20 – 32	25 – 40	32 – 50	40 – 60	50 – 70	60 – 80	70 – 90

Hose Clips, stainless steel, corrosion- and acid-resistant

Order number		1.000.961.020	1.000.961.022	1.000.961.023	1.000.961.024	1.000.961.025	1.000.961.026	1.000.961.027	1.000.961.028
Joint-size		0.716/0.816/ 0.720/0.820	0.824/0.725/ 0.828	0.732/0.832/ 0.836	0.740/0.840/ 0.845	0.750/0.850/ 0.855	0.860/0.865	0.870	0.880
Clamping range	mm	12 – 20	20 – 32	25 – 40	32 – 50	40 – 60	50 – 70	60 – 80	70 – 90

Bellows

Order number		1.000.830.009	1.000.830.010	1.000.830.013	1.000.830.014	1.000.830.002	1.000.830.003
Joint-size		0.716/0.816	0.720/0.820	0.725/0.824	0.828	0.732/0.832	0.836
L	mm	40	47	52	58	67	74
D	mm	31	33	46	50	54	65
d	mm	16	20	25	28	32	36

	1.000.830.004	1.000.830.015	1.000.830.016	1.000.830.006	1.000.830.007	1.000.830.017
	0.740/0.840	0.845	0.750/0.850	0.855/0.860	0.865/0.870	0.880
	84	97	110	122	132	157
	75	82	90	100	110	131
	040	45	50	56	65	80

0.800

■ Service Phone North America ■ +1 – 269/637 79 99
■ Service Phone Europe ■ +49 (0) 95 23 / 189-0
elso