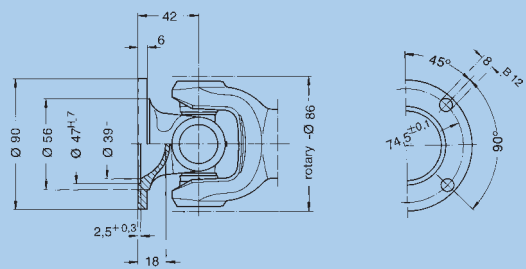
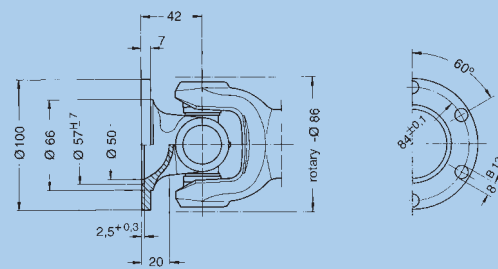


At utilisation of the nominal torque a verification of the flange connection is necessary.

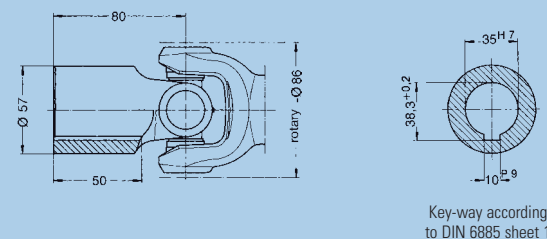


Standard flange
end number: 0.109.XX0

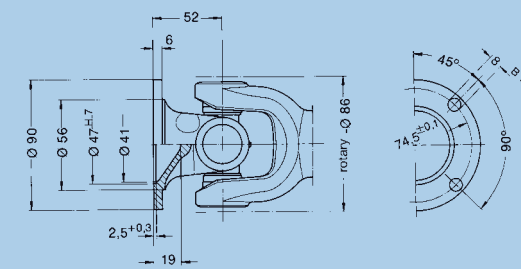


Larger flange
end number: 0.109.XX1

One keyway is not enough to transmit the max. torque. In such case a second keyway or an internal spline is recommended.

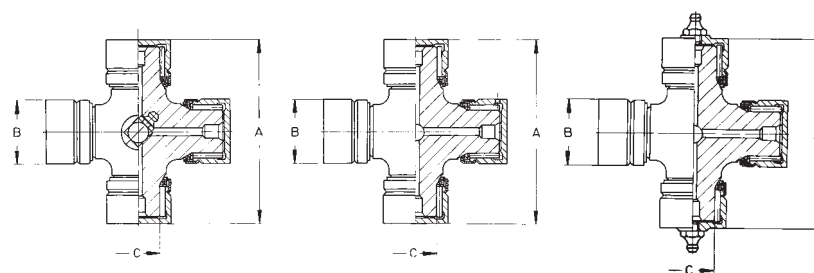


Connecting hub
without key-way end number: 0.109.XX2
with key-way end number: 0.109.XX3



Flange for larger deflection
end number: 0.109.XX5

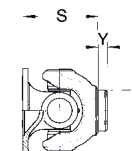
Cross Units, Needle bearing version



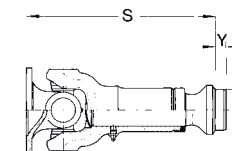
	Standard version Needle bearing	Lubrication for Version 0.100.3XX Needle bearing	Version suitable for external lubrication Needle bearing
Order number	0.109.010	0.109.011	0.109.012
A	70,9	70,9	70,9
B	28,5	28,5	28,5
C	19,87	19,87	19,87
Snap rings included	J 29 x 1,2	J 29 x 1,2	J 29 x 1,2
Weight	0,508	0,504	0,66

β* = Maximum angle of deflection per joint
X = Preferred extension (larger extension available up to approx. 9 x spline o. D.)

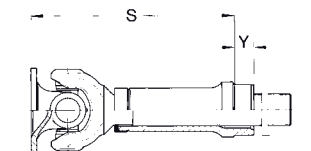
Fixed joint



Slip joint



Slip joint (sliding sleeve type)



Please indicate compressed length „S“, extension and required type of flange when ordering!

	Needle bearing version											
	without extension				standard extension				larger extension			
Order number	0.109.050	0.109.051	0.109.052	0.109.055	0.109.060	0.109.061	0.109.062	0.109.065	0.109.070	0.109.071	0.109.072	0.109.075
Angle of deflection β*	20	18	20	35	20	18	20	35	20	18	20	35
Weight	1,82	1,93	2,21	1,90	3,01	3,12	3,40	3,12	3,39	3,50	3,78	3,61
Flange-Ø	90	100	Hub	90	90	100	Hub	90	90	100	Hub	90
S	90	90	128	100	225	225	263	242	222	222	260	241
X	-	-	-	-	40	40	40	40	80	80	80	80
Y	14	14	14	14	15	15	15	15	18	18	18	18
Z	46,25	46,25	46,25	46,25	46,25	46,25	46,25	46,25	46,25	46,25	46,25	46,25
Spline dim. DIN 5480	-	-	-	-	32x2x14	32x2x14	32x2x14	32x2x14	32x2x14	32x2x14	32x2x14	32x2x14
Number of flange holes	4	6	-	4	4	6	-	4	4	6	-	4

* Please refer to point 6.7 of the technical attachment.

The dimensions Z, Y and S will be changed within a product change. Please contact us for further questions.