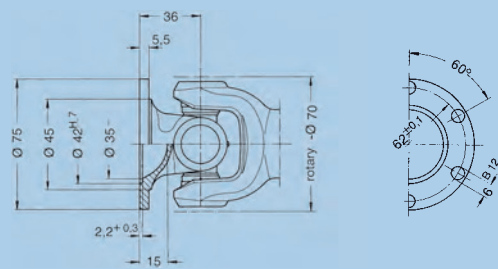
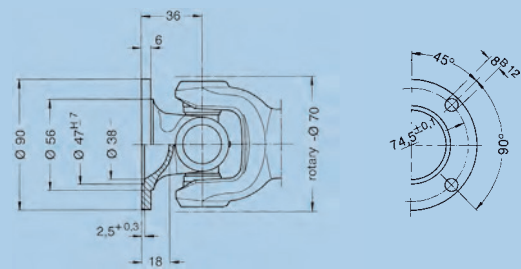


At utilisation of the nominal torque a verification of the flange connection is necessary.

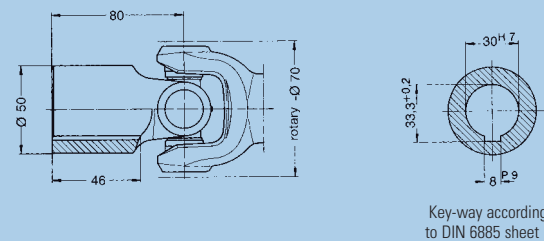


Standard flange
end number: 0.107.XX0



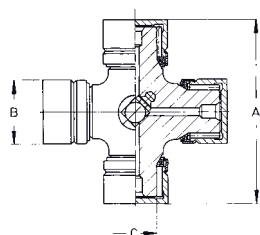
Larger flange
end number: 0.107.XX1

One keyway is not enough to transmit the max. torque. In such case a second keyway or an internal spline is recommended.



Connecting hub
without key-way end number: 0.107.XX2
with key-way end number: 0.107.XX3

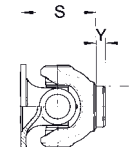
Cross Units, Needle bearing version



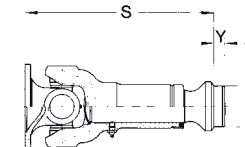
Order number	Standard version	Needle bearing
0.107.010		
A	mm	58
B	mm	22
C	mm	16
Snap rings included	mm	J 22 x 1
Weight	kg	0,224

β* = Maximum angle of deflection per joint
X = Preferred extension (larger extension available up to approx. 9 x spline o. D.)

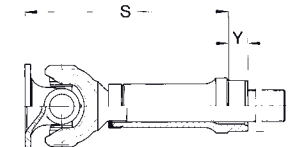
Fixed joint



Slip joint



Slip joint (sliding sleeve type)



Please indicate compressed length „S“, extension and required type of flange when ordering!

	Needle bearing version											
	without extension				standard extension				larger extension			
Order number	0.107.050	0.107.051	0.107.052	-	0.107.060	0.107.061	0.107.062	-	0.107.070	0.107.071	0.107.072	-
Angle of deflection β*	30	18	30	-	30	18	30	-	30	18	30	-
Weight	0,91	1,06	1,25	-	1,63	1,78	1,97	-	1,98	2,13	2,32	-
Flange-Ø	75	90	Hub	-	75	90	Hub	-	75	90	Hub	-
S	82	82	126	-	187	187	231	-	197	197	241	-
X	-	-	-	-	35	35	35	-	70	70	70	-
Y	13	13	13	-	13	13	13	-	15	15	15	-
Z	36,25	36,25	36,25	-	36,25	36,25	36,25	-	36,25	36,25	36,25	-
Spline dim. DIN 5480	-	-	-	-	28x1,5x17	28x1,5x17	28x1,5x17	-	28x1,5x17	28x1,5x17	28x1,5x17	-
Number of flange holes	6	4	-	-	6	4	-	-	6	4	-	-

* Please refer to point 6.7 of the technical attachment.

The dimensions Z, Y and S will be changed within a product change. Please contact us for further questions.